

# 2000 OREGON VINEYARD REPORT

January 23, 2001

1220 SW 3rd Ave., Room 1735  
Portland, OR 97204  
503-326-2131 or 1-800-338-  
2157  
FAX: 326-2549 or 1-800-731-  
7011

Frequency: Annual

## Wine grape production and value set record highs

The Oregon 2000 wine grape crop totaled a record high 18,600 tons, up four percent from 1999 and 27 percent higher than 1998. Production value was \$26.0 million, surpassing last year's record of \$23.3 million. Producer prices averaged a record \$1,400 per ton, up from the previous high of \$1,300 set a year ago. Yield per acre was in between that of 1998 and 1999 at 2.3 tons per acre. Varieties registering significant acreage increases were Pinot Noir, Pinot Gris, and Merlot while Chardonnay acreage was down considerably. Cabernet Franc and Syrah were added to the vineyard questionnaire for the first time this year. Funding for the 2000 Oregon Vineyard Survey was provided by the Oregon Wine Advisory Board.

### **Wine Grapes: Acreage, yield, production, price and value, by variety, Oregon, 1999-2000**

Variety	All planted acreage		Harvested acreage		Yield per harvested acre		Production		Price per ton		Value of production	
	1999	2000	1999	2000	1999	2000	1999	2000	1999	2000	1999	2000
	<i>Acres</i>	<i>Acres</i>	<i>Acres</i>	<i>Acres</i>	<i>Tons</i>	<i>Tons</i>	<i>Tons</i>	<i>Tons</i>	<i>Dollars</i>	<i>Dollars</i>	<i>-1,000 Dollars-</i>	
Cabernet Franc <sup>1/</sup>	--	71	--	46	--	2.24	--	103	--	1,560	--	161
Cabernet Sauvignon	465	472	317	373	2.37	2.62	752	977	1,320	1,470	993	1,436
Chardonnay	1,513	1,306	1,247	1,125	2.61	2.53	3,258	2,846	1,050	1,000	3,421	2,846
Gewurztraminer	185	182	162	159	2.21	1.97	358	314	800	910	286	286
Merlot	529	624	288	433	2.23	2.42	642	1,047	1,570	1,560	1,008	1,633
Muller Thurgau	87	88	74	80	5.28	4.23	391	338	750	740	293	250
Pinot Blanc	114	119	76	97	2.67	2.31	205	224	1,350	1,470	2,777	329
Pinot Gris	1,363	1,442	1,094	1,269	2.48	2.45	2,713	3,109	1,300	1,300	3,527	4,042
Pinot Noir	4,208	4,834	3,103	3,447	2.14	1.98	6,643	6,812	1,650	1,820	10,961	12,398
Sauvignon Blanc	107	85	100	78	2.22	2.05	222	160	1,050	1,000	233	160
Semillon	61	57	47	53	1.70	1.87	80	99	980	1,010	78	100
Syrah <sup>1/</sup>	--	165	--	80	--	2.36	--	189	--	1,760	--	333
White Riesling	638	604	525	550	3.14	2.78	1,650	1,529	710	750	1,172	1,147
Zinfandel	65	68	55	61	4.85	3.46	267	211	1,050	1,140	280	241
All others	465	383	312	249	2.30	2.58	719	642	1,030	1,050	741	674
<b>Total</b>	<b>9,800</b>	<b>10,500</b>	<b>7,400</b>	<b>8,100</b>	<b>2.42</b>	<b>2.30</b>	<b>17,900</b>	<b>18,600</b>	<b>1,300</b>	<b>1,400</b>	<b>23,270</b>	<b>26,040</b>

<sup>1/</sup> Cabernet Franc and Syrah were included with "All others" prior to 2000.

### **Wine Grapes: Vineyards, acreage, yield and production, by county, Oregon, 1999-2000**

County	Number of Vineyards <sup>1/</sup>		All planted acreage		Harvested acreage		Yield per harvested acre		Production	
	1999	2000	1999	2000	1999	2000	1999	2000	1999	2000
	<i>Number</i>	<i>Number</i>	<i>Acres</i>	<i>Acres</i>	<i>Acres</i>	<i>Acres</i>	<i>Tons</i>	<i>Tons</i>	<i>Tons</i>	<i>Tons</i>
Benton	27	25	317	311	224	218	2.14	1.95	480	425
Clackamas	27	25	225	251	159	161	2.53	2.76	402	444
Douglas	37	36	597	618	404	470	2.75	2.80	1,110	1,316
Hood River	11	11	112	137	57	67	2.49	2.46	142	165
Jackson	53	50	739	870	379	534	2.77	2.59	1,050	1,383
Josephine	29	28	429	464	301	289	2.25	2.53	677	731
Lane	31	32	650	658	621	628	2.10	2.31	1,307	1,450
Linn	10	8	88	75	76	59	1.79	1.58	136	93
Marion	22	21	447	590	360	546	3.08	2.15	1,111	1,174
Polk	47	46	1,363	1,322	975	947	2.25	2.04	2,196	1,932
Umatilla	11	10	295	367	215	323	2.41	2.58	517	833
Wasco	9	10	92	121	82	102	3.31	2.95	272	301
Washington	53	54	1,103	1,163	954	971	2.35	2.07	2,246	2,010
Yamhill	112	112	3,043	3,252	2,330	2,510	2.37	2.23	5,527	5,597

All others	12	12	300	301	263	275	2.76	2.71	727	746
Total	491	480	9,800	10,500	7,400	8,100	2.42	2.30	17,900	18,600

<sup>1</sup> 15 non-commercial vineyards were excluded in 2000.

### Wine grapes: All planted acreage, by variety and area, Oregon, 2000 and 1999 totals

Area	Cabernet Sauvignon	Char-donnay	Gewurz-traminer	Merlot	Pinot Blanc	Pinot Gris	Pinot Noir	Syrah	White Riesling	All others	All varieties	
											2000	1999
	<i>Acres</i>	<i>Acres</i>	<i>Acres</i>	<i>Acres</i>	<i>Acres</i>	<i>Acres</i>	<i>Acres</i>	<i>Acres</i>	<i>Acres</i>	<i>Acres</i>	<i>Acres</i>	<i>Acres</i>
Benton Co.	7	19	6	1	--	32	196	2	17	31	311	317
Douglas Co.	55	89	21	28	2	55	184	9	65	110	618	597
Jackson Co.	148	81	7	357	8	59	19	79	11	101	870	739
Josephine Co.	24	68	22	40	6	72	190	2	21	19	464	429
Lane Co.	9	90	7	4	--	213	242	--	59	34	658	650
Marion Co.	3	56	3	--	3	173	318	--	22	12	590	447
Polk Co.	13	228	11	--	17	212	751	--	30	60	1,322	1,363
Washington Co.	6	138	31	--	18	181	538	--	108	143	1,163	1,103
Yamhill Co.	6	432	19	1	63	345	2,182	3	89	112	3,252	3,043
Other Valley <sup>1/</sup>	10	55	26	4	2	67	162	3	27	24	380	340
Columbia River <sup>2/</sup>	191	50	29	189	--	33	52	67	155	106	872	772
Total, 2000	472	1,306	182	624	119	1,442	4,834	165	604	752	10,500	--
Total, 1999	465	1,513	185	529	114	1,363	4,208	--	638	698	--	9,800

### Wine Grapes: Harvested acreage, by variety and area, Oregon, 2000 and 1999 totals

Area	Cabernet Sauvignon	Char-donnay	Gewurz-traminer	Merlot	Pinot Blanc	Pinot Gris	Pinot Noir	Syrah	White Riesling	All others	All varieties	
											2000	1999
	<i>Acres</i>	<i>Acres</i>	<i>Acres</i>	<i>Acres</i>	<i>Acres</i>	<i>Acres</i>	<i>Acres</i>	<i>Acres</i>	<i>Acres</i>	<i>Acres</i>	<i>Acres</i>	<i>Acres</i>
Benton Co.	7	18	1	1	--	29	146	2	7	7	218	224
Douglas Co.	49	62	20	23	2	51	125	3	60	75	470	404
Jackson Co.	96	76	5	218	5	53	10	24	--	47	534	379
Josephine Co.	12	54	17	12	3	57	102	--	20	12	289	301
Lane Co.	7	86	6	4	--	206	227	--	58	34	628	621
Marion Co.	2	53	3	--	2	162	244	--	22	58	546	360
Polk Co.	13	181	10	--	17	119	526	--	28	53	947	975
Washington Co.	6	131	29	--	18	179	392	--	104	112	971	954
Yamhill Co.	5	392	18	1	49	336	1,519	--	85	105	2,510	2,330
Other Valley <sup>1/</sup>	7	32	24	--	1	51	113	2	16	16	262	247
Columbia River <sup>2/</sup>	169	40	26	174	--	26	43	49	150	48	725	605
Total, 2000	373	1,125	159	433	97	1,269	3,447	80	550	567	8,100	--
Total, 1999	317	1,247	162	288	76	1,094	3,103	--	525	514	--	7,400

### Wine grapes: Production, by variety and area, Oregon, 2000 and 1999 totals

Area	Cabernet Sauvignon	Char-donnay	Gewurz-traminer	Merlot	Pinot Blanc	Pinot Gris	Pinot Noir	Syrah	White Riesling	All others	All varieties	
											2000	1999
	<i>Tons</i>	<i>Tons</i>	<i>Tons</i>	<i>Tons</i>	<i>Tons</i>	<i>Tons</i>	<i>Tons</i>	<i>Tons</i>	<i>Tons</i>	<i>Tons</i>	<i>Tons</i>	<i>Tons</i>
Benton Co.	16	42	2	2	--	73	258	1	22	9	425	480
Douglas Co.	93	204	55	41	4	223	383	6	145	162	1,316	1,110
Jackson Co.	243	251	8	504	18	124	34	58	--	143	1,383	1,050
Josephine Co.	22	167	52	23	6	129	228	--	45	59	731	677
Lane Co.	23	186	12	5	--	450	498	--	182	94	1,450	1,307
Marion Co.	5	128	9	--	8	473	379	--	101	71	1,174	1,111
Polk Co.	31	342	14	--	49	284	1,004	--	73	135	1,932	2,196

Washington Co.	14	300	40	--	18	374	724	--	219	321	2,010	2,246
Yamhill Co.	14	1,009	35	1	119	838	3,055	--	213	313	5,597	5,527
Other Valley <sup>1/</sup>	15	51	33	--	2	88	140	4	33	40	406	561
Columbia River <sup>2/</sup>	501	166	54	471	--	53	109	120	496	206	2,176	1,635
<b>Total, 2000</b>	<b>977</b>	<b>2,846</b>	<b>314</b>	<b>1,047</b>	<b>224</b>	<b>3,109</b>	<b>6,812</b>	<b>189</b>	<b>1,529</b>	<b>1,553</b>	<b>18,600</b>	<b>--</b>
<b>Total, 1999</b>	<b>752</b>	<b>3,258</b>	<b>358</b>	<b>642</b>	<b>205</b>	<b>2,713</b>	<b>6,643</b>	<b>--</b>	<b>1,650</b>	<b>1,288</b>	<b>--</b>	<b>17,900</b>

<sup>1/</sup> Clackamas, Linn, and Multnomah Counties.

<sup>2/</sup> Gilliam, Grant, Hood River, Morrow, Sherman, Umatilla and Wasco Counties.

### Wine grapes: Acreage changes and fruit not used or lost, as reported by vineyards, by variety, Oregon, 2000

Variety	New plantings	Removals	Harvested but not utilized	Fruit not harvested	Fruit losses			
					To birds	To disease	To frost	All losses
	<i>Acres</i>	<i>Acres</i>	<i>Tons</i>	<i>Tons</i>	<i>Tons</i>	<i>Tons</i>	<i>Tons</i>	<i>Tons</i>
Cabernet Franc	3	12	--	--	3	--	--	3
Cabernet Sauvignon	16	14	2	7	7	2	12	21
Chardonnay	25	98	18	118	14	24	162	200
Gewurztraminer	7	4	1	9	5	7	21	33
Merlot	16	--	--	--	4	--	13	17
Muller Thurgau	3	--	--	6	1	3	50	54
Pinot Blanc	5	2	--	--	3	--	--	3
Pinot Gris	124	--	18	17	27	39	238	304
Pinot Noir	500	59	17	16	52	84	293	429
Sauvignon Blanc	4	--	--	--	--	4	10	14
Semillon	--	--	--	--	--	--	--	--
Syrah	28	2	--	--	--	--	--	--
White Riesling	--	8	9	--	3	9	109	121
Zinfandel	--	--	--	--	--	--	12	12
All others	27	--	--	--	4	4	29	37
<b>Total</b>	<b>758</b>	<b>199</b>	<b>65</b>	<b>173</b>	<b>123</b>	<b>176</b>	<b>949</b>	<b>1,248</b>

### Wine grapes: Use or sales, by destination and variety, Oregon, 2000

Variety	Estate or home use & not utilized	Oregon	Washington	Other states & foreign countries <sup>1/</sup>	All uses or sales
	<i>Tons</i>	<i>Tons</i>	<i>Tons</i>	<i>Tons</i>	<i>Tons</i>
Cabernet Franc	7	79	17	--	103
Cabernet Sauvignon	102	419	450	6	977
Chardonnay	802	1,912	131	1	2,846
Gewurztraminer	94	168	52	--	314
Merlot	75	537	435	--	1,047
Muller Thurgau	123	215	--	--	338
Pinot Blanc	84	140	--	--	224
Pinot Gris	1,003	2,106	--	--	3,109
Pinot Noir	2,685	4,068	3	56	6,812
Sauvignon Blanc	31	107	18	4	160
Semillon	6	30	62	1	99
Syrah	15	85	89	--	189
White Riesling	383	690	426	30	1,529
Zinfandel	4	187	2	18	211
All others	158	408	76	--	642
<b>Total</b>	<b>5,572</b>	<b>11,151</b>	<b>1,761</b>	<b>116</b>	<b>18,600</b>

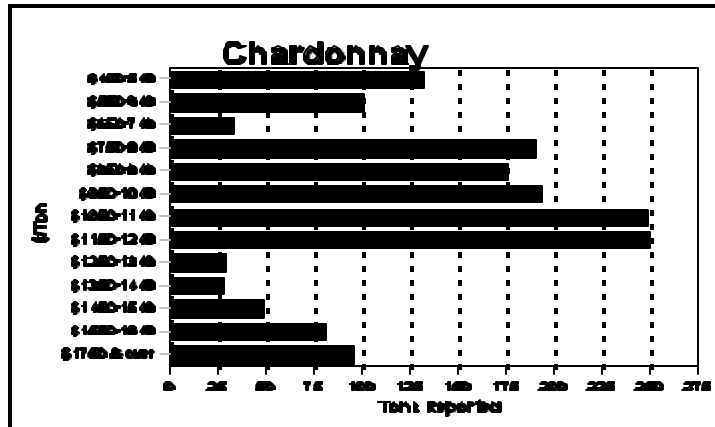
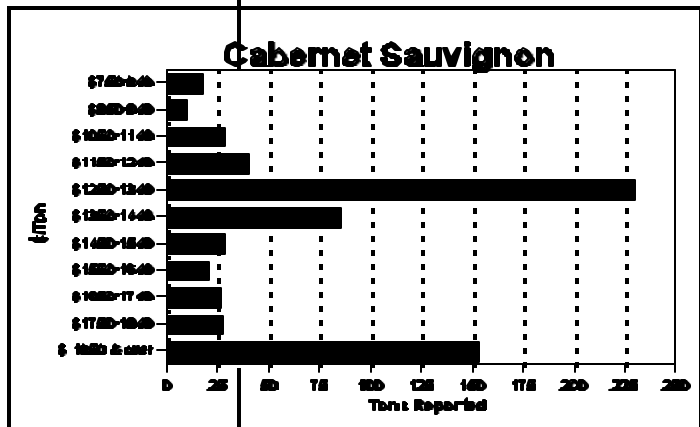
<sup>1/</sup> Includes unknown destinations outside Oregon.

### Wine grapes: Average dollars per ton, by variety, Oregon, 1990 - 2000

Variety	1990	1991	1992	1993	1994	1995	1996	1997	1998	1999	2000
	<i>Dollars</i>	<i>Dollars</i>	<i>Dollars</i>	<i>Dollars</i>	<i>Dollars</i>	<i>Dollars</i>	<i>Dollars</i>	<i>Dollars</i>	<i>Dollars</i>	<i>Dollars</i>	<i>Dollars</i>
Cabernet Franc <sup>1/</sup>	--	--	--	--	--	--	--	--	--	--	1,560
Cabernet Sauvignon	770	830	810	750	820	900	1,080	1,070	1,200	1,320	1,470
Chardonnay	920	980	890	830	850	910	990	1,090	1,030	1,050	1,000

Gewurztraminer	480	480	500	590	650	640	720	740	860	800	910
Merlot	600	610	550	960	1,000	1,150	1,370	1,420	1,500	1,570	1,560

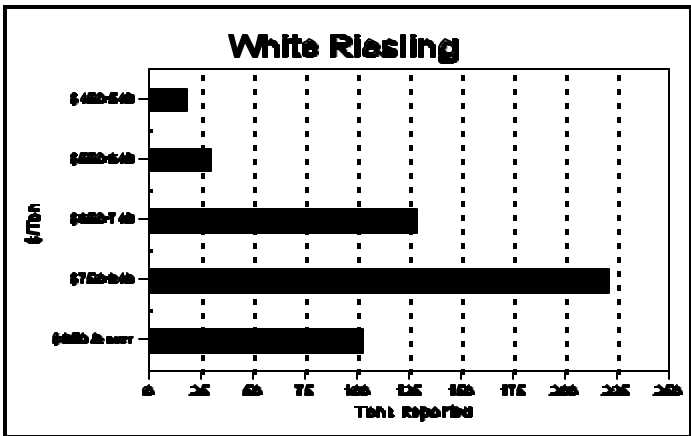
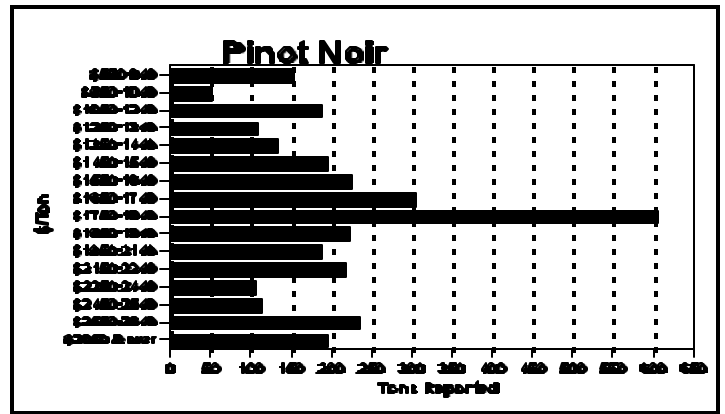
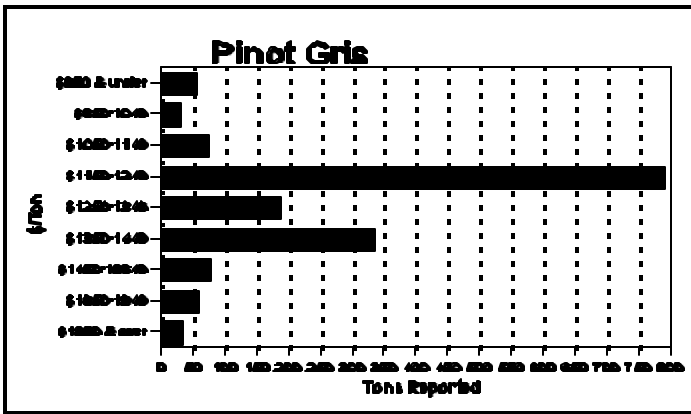
50  
0



Muller Thurgau	770	900	930	550		580	620	770	800	750	740
Pinot Blanc	475	510	490	1,120	990	1,090	1,080	1,210	1,410	1,350	1,470
Pinot Gris	920	910	960	1,020	1,170	1,160	1,190	1,260	1,260	1,300	1,300
Pinot Noir	960	970	900	925	990	1,130	1,140	1,310	1,470	1,650	1,820
Sauvignon Blanc	635	725	710	680	730	820	850	840	820	1,050	1,000
Semillon	515	625	450	710	600	580	850	860	870	980	1,010
Syrah <sup>1/</sup>	--	--	--	--	--	--	--	--	--	--	1,760
White Riesling	470	575	520	575	580	580	660	680	710	710	750
Zinfandel	600	610	630	560	670	650	760	850	950	1,050	1,140
All others	632	722	779	598	593	714	727	870	1,064	1,030	1,050
<b>Total</b>	<b>780</b>	<b>840</b>	<b>790</b>	<b>800</b>	<b>845</b>	<b>950</b>	<b>1,020</b>	<b>1,120</b>	<b>1,180</b>	<b>1,300</b>	<b>1,400</b>

<sup>1/</sup> Included in "All others" prior to 2000.

**Wine grapes: Distribution of prices reported by vineyards, by variety, 2000**



Compiled by: Co  
 wit  
 United  
 Department of  
 Ore  
 Ad  
 Oregon  
 Statistics Service Ore  
 Gro  
 As  
 Oregon Department

Rootstocks in wine grape vineyards, Oregon, 2000	
Rootstock	Percent of total
<b>Self-rooted</b>	<b>63.6</b>
<b>Phylloxera-Resistant</b>	
101-14	8.4
1616	0.4
3309	17.0
420 A	0.8
44-53	1.5
5 C	1.5
Riparia gloire	3.1
SO 4	2.5
Other	1.2
<b>Total</b>	<b>100.0%</b>

operating h:  
 States  
 Agriculture  
 gon Wine  
 visory Board  
 Agricultural  
 gon Wine  
 wers  
 sociation  
 of

Agriculture  
 Homer K. Rowley, State Statistician  
 Bruce Eklund, Deputy State Statistician  
 Laura Burgess, Agricultural Statistician  
 Ronald F. Kriesel, Assisting

Copies of this publication are available by contacting the Oregon Agricultural Statistics Service, 1220 SW 3rd Ave., Room 1735, Portland, Oregon 97204-2899, (503-326-2131 in Portland or 1-800-338-2157). The 2000 Winery Report will be available in late April 2001. For more details, please call Homer Rowley or see our Internet Home Page: <http://www.oda.state.or.us/oass/oass.html>